



AAUW

**Breaking through Barriers**

for Women and Girls



**CROSSING  
THE**

**L  
NE**

**Sexual  
Harassment  
at School**



**Breaking through Barriers**  
for Women and Girls

This report was made possible by the generous contributions of AAUW members and donors to

**The Eleanor Roosevelt Fund**

**The Legal Advocacy Fund**

and

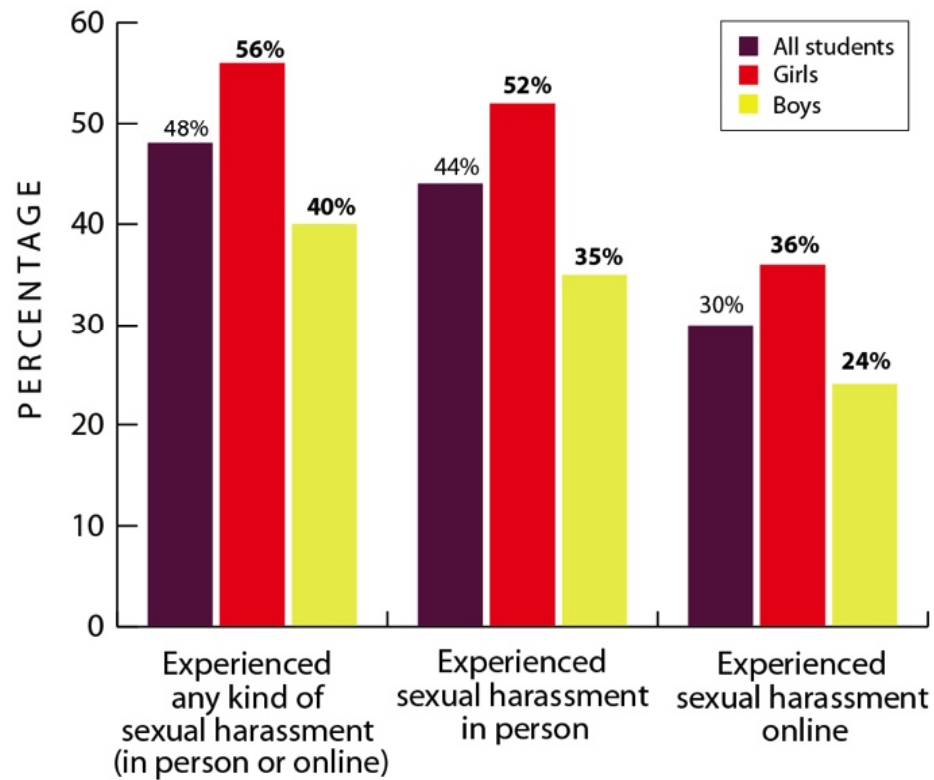
**The Mooneen Lecce Giving Circle**

## THE SURVEY

1,965 students in grades 7–12 participated in a nationally representative survey sample during May and June 2011.

They shared their experiences and thoughts about sexual harassment during the 2010–11 school year.

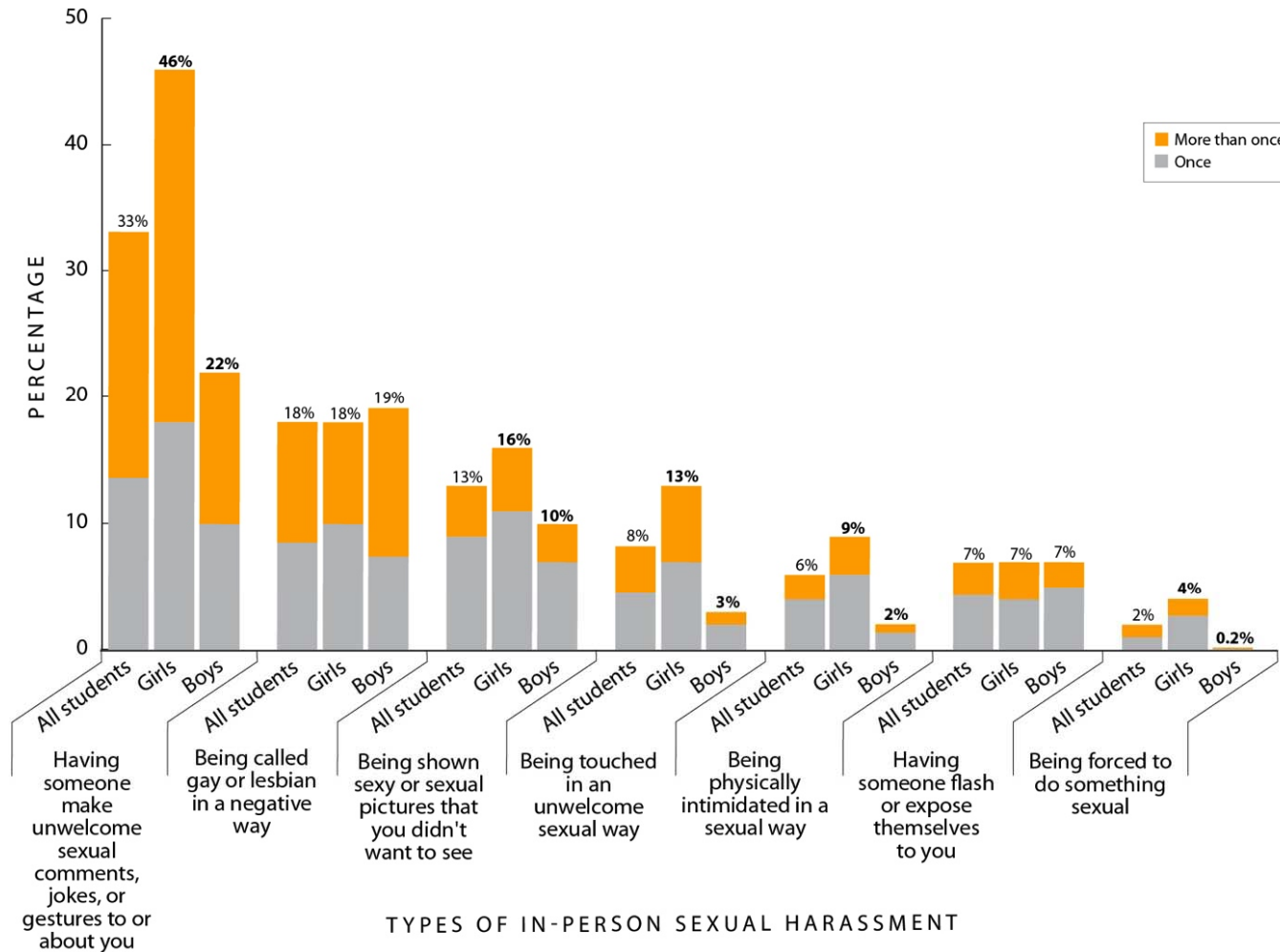
Figure 1. Students Who Experienced Sexual Harassment during the 2010–11 School Year, by Gender



Notes: Students were asked if they had experienced any of 10 types of sexual harassment since the beginning of the school year. **Bold** numbers indicate statistically significant gender differences at the 95 percent level. Base=survey respondents (n=1,965 students), 1,002 girls and 963 boys in grades 7–12.

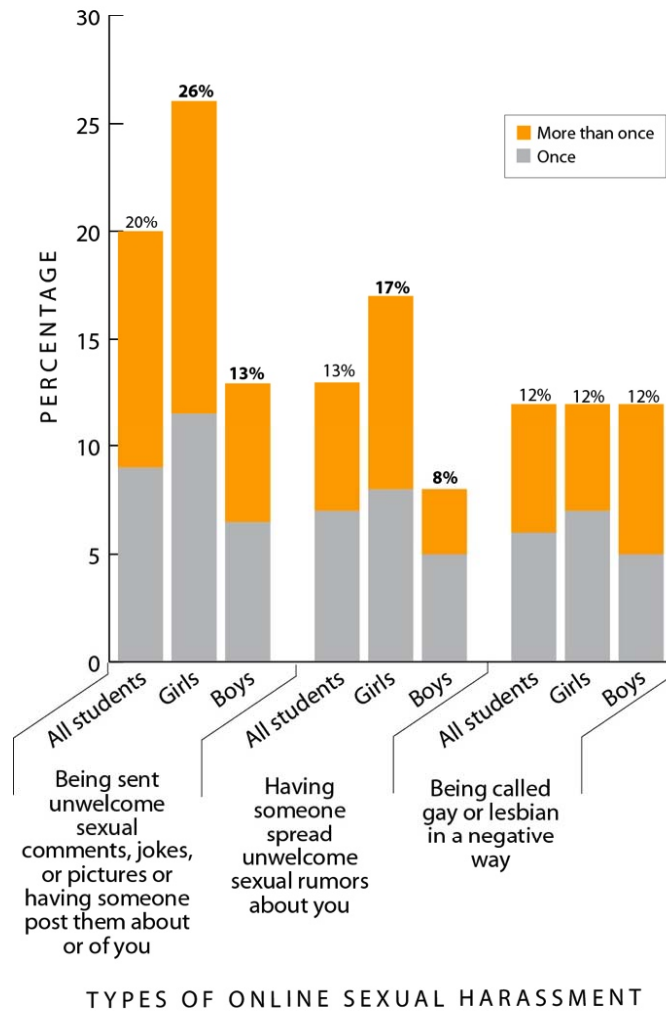
Source: AAUW sexual harassment survey, May–June 2011.

Figure 2. Types of Sexual Harassment Students Experienced in Person, by Gender



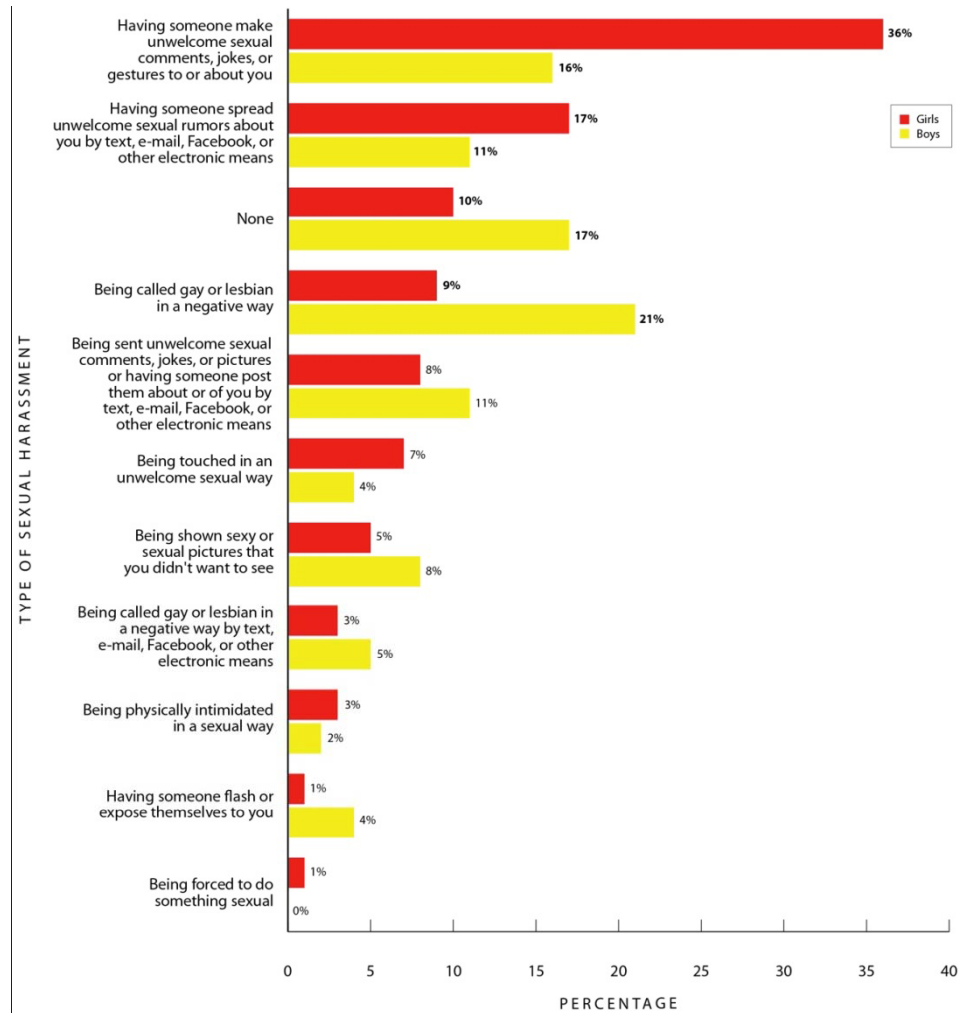
Notes: **Bold** numbers indicate statistically significant gender differences at the 95 percent level. Base=survey respondents (n=1,965 students), 1,002 girls and 963 boys in grades 7-12. Source: AAUW sexual harassment survey, May-June 2011.

Figure 3. Cyber-Harassment of Students, by Gender



Notes: **Bold** numbers indicate statistically significant gender differences at the 95 percent level. Base=survey respondents (n=1,965 students), 1,002 girls and 963 boys in grades 7-12.  
 Source: AAUW sexual harassment survey, May-June 2011.

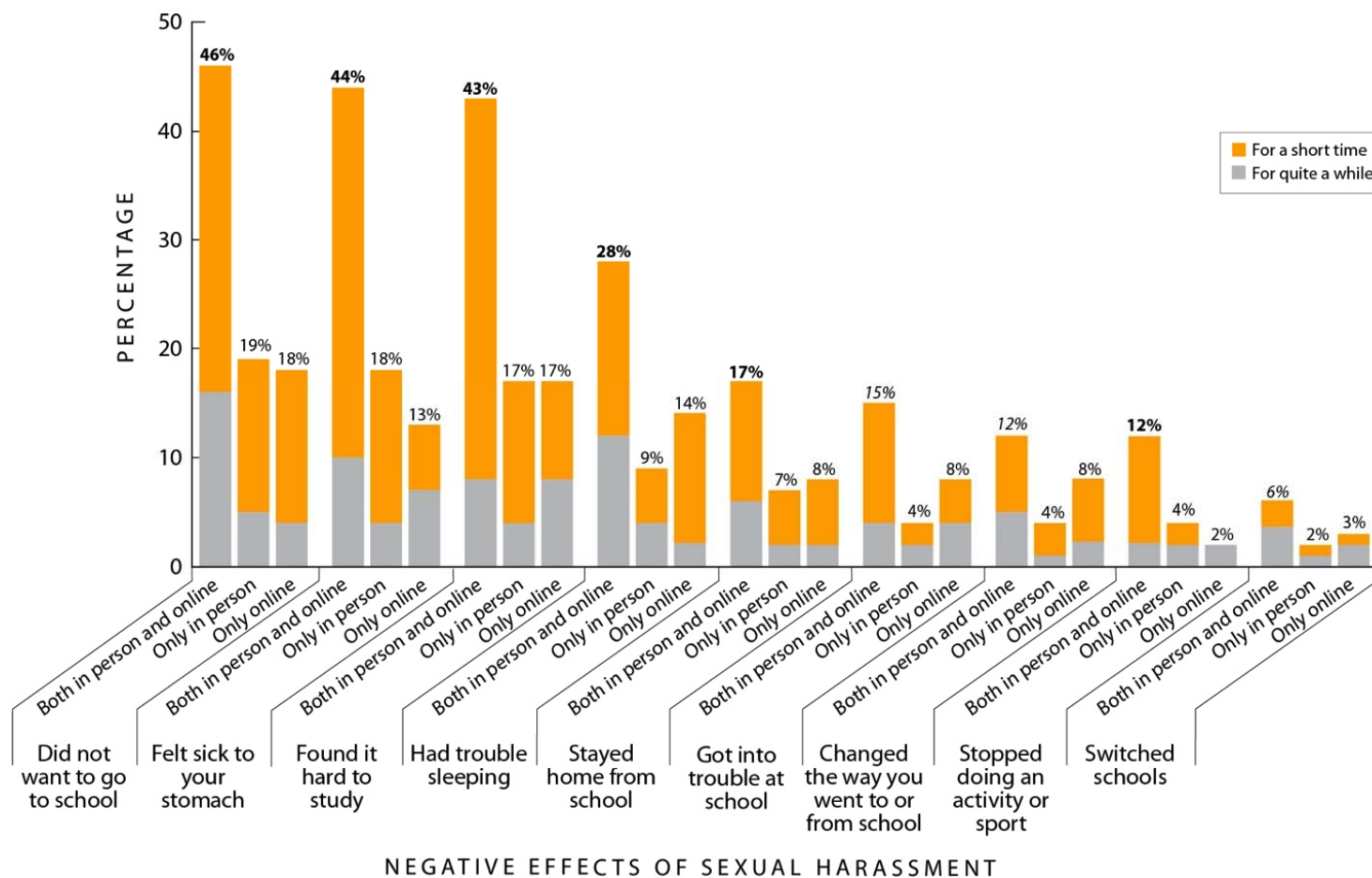
Figure 6. Sexual Harassment Incidents That Had the Most Negative Effect on Students, by Gender



Notes: **Bold** numbers indicate statistically significant gender differences at the 95 percent level. Base=survey respondents who indicated that they had experienced sexual harassment in person or online since the beginning of the school year (n=931 students), 541 girls and 390 boys in grades 7-12.  
Source: AAUW sexual harassment survey, May-June 2011.



Figure 9. Student Reactions to Being Sexually Harassed, in Person, Online, or Both



Notes: **Bold** numbers indicate statistically significant differences between students who experienced sexual harassment both in person and online and the other two categories at the 95 percent level. *Italicized* numbers indicate statistically significant differences between students who experienced sexual harassment both in person and online and students who experienced harassment only in person at the 95 percent level. Base=survey respondents who indicated that they had experienced a negative impact from being sexually harassed since the beginning of the school year (n=804 students), 383 students who had been sexually harassed both in person and online, 340 students who had been harassed in person only, and 81 students who had been harassed online only in grades 7–12.

Source: AAUW sexual harassment survey, May–June 2011.

## STUDENT VOICES

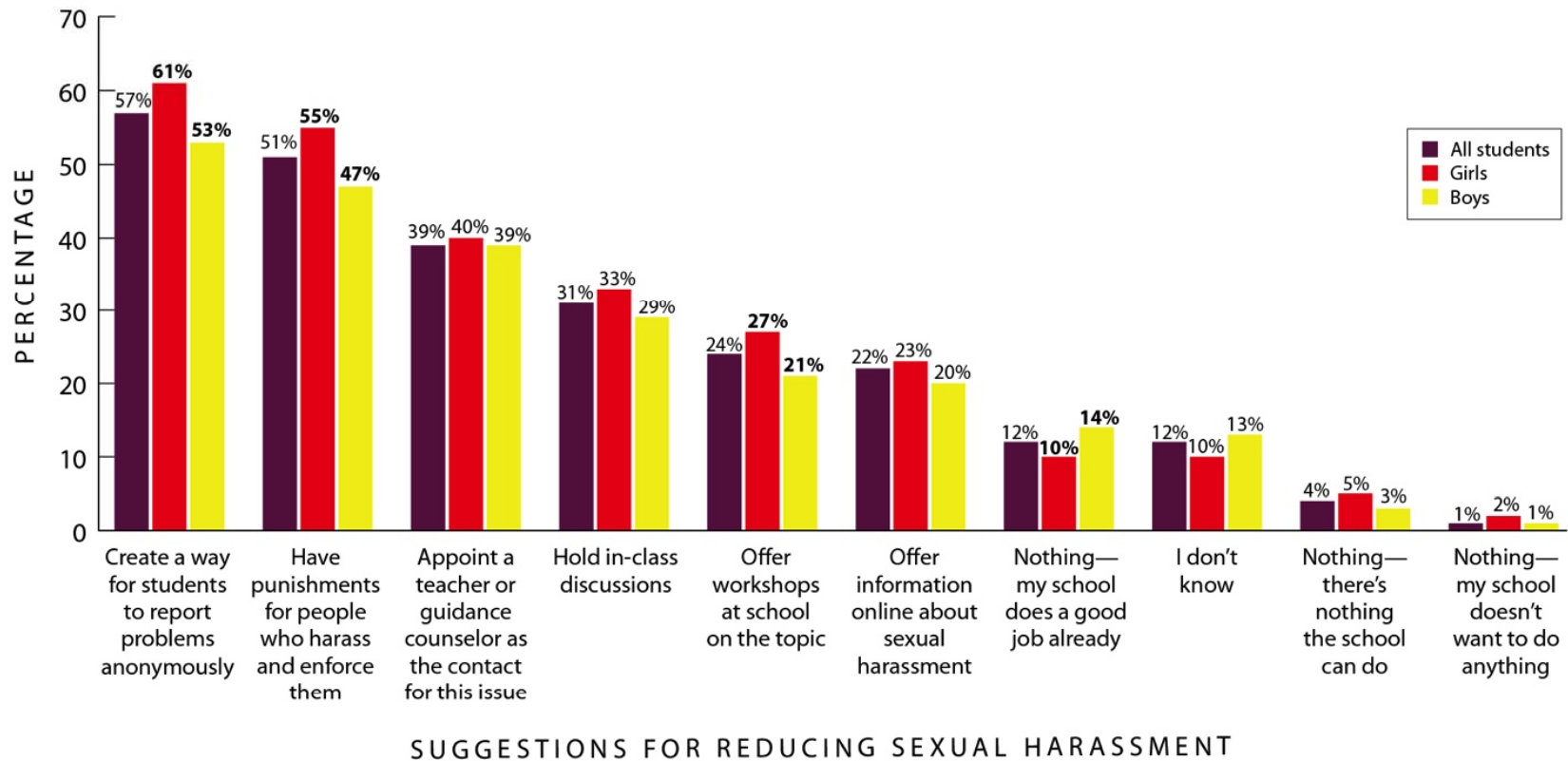
“I was sent a website to look up and I did and it was to a porn site. It was very upsetting to me.”

After being called a whore by “almost everyone” at her school and being sexually harassed both online and in person, an 8th-grade girl said she “looked into switching schools.”

“Everyone was saying I was gay, and I felt the need to have to run away and hide.”

“An 8th-grade guy passed by me and said, really softly, ‘What’s up, sexy?’ and then kept on walking. It really creeped me out.”

Figure 14. Student Suggestions for Reducing Sexual Harassment at School, by Gender



Notes: **Bold** numbers indicate statistically significant gender differences at the 95 percent level. Base=survey respondents (n=1,965 students), 1,002 girls and 963 boys in grades 7–12.  
 Source: AAUW sexual harassment survey, May–June 2011.



## Crossing the Line: Sexual Harassment at School

To download the report, go to  
[www.aauw.org](http://www.aauw.org).

To contact the researchers,  
send an e-mail to  
[aauw-research@aauw.org](mailto:aauw-research@aauw.org).



AAUW

**Breaking through Barriers**

for Women and Girls